

A guide to the GMS Safeguarding Awareness Course & DBS Application process

Lee Dawson
Society and Staffordshire CB
Safeguarding Manager

With special thanks and
acknowledgement to Warwickshire
Society of Referees

**General
Safeguarding
Awareness
training**

**Compulsory for
DBS application
or renewal**



SRUSR

A cautionary tale....

At time of arrest he was Vice-President of an RFU affiliated club as well as a [Match Official](#).

Was a Society Referee

Had Previously held a position of Coach, Club Safeguarding Officer and other roles.

He pleaded guilty to several offences relating to 3 different children - one from Norfolk, one from Peterborough and one from Wakefield, together with indecent image offences.

He received a 5½ yrs Custodial sentence.

'He led a fantasy double life': Sex predator rugby coach offered to buy vape for 13-year-old boy in exchange for sex



Yorkshire Evening Post
[28th May 2019]

The Safeguarding Vulnerable Groups Act

and how it relates to referees, umpires and other officials

If an official's duties include teaching, training, instructing or being required to care for or supervise children, and they do this often enough for it to be termed as 'regulated activity'.....

Then it is the view of the RFU's Safeguarding Team that Match Officials meeting the Regulated Activity Period ARE required to have DBS Checks

Regulated Activity [Nov 2018]

'Regulated activity' is defined as -

at any time on more than three days in any period of 30 days,

or

at any time between 2am and 6am with the opportunity for face-to-face contact with children.

So what does this mean for you?

If you officiate at under 18 games week in and week out = You must obtain an Enhanced DBS with the Children's barred list check

Likewise, if you are a coach to a junior referee.

How do we try and protect our society from their likes?

The wall is an illustration to show that if someone was to step over this wall or walk through the gap, not many would take any notice of that. We need to make sure that our society is not an open or low wall. We cannot be seen as an easy target for sexual predators or abusers of young or vulnerable people so , we build our walls higher and higher.



From a safeguarding perspective

- We build with Policy and oversight
- DBS Checks
- Education and Training
- And CPD



Step One -Safeguarding Awareness

- A new Online course (information on how to register for and access the training course is given in slides 10 to 17 below)
- **STRONGLY** recommended for **ALL** Match Officials
- Obligatory for any DBS application or DBS Renewal
- Takes 30 minutes
- It's **FREE**
- All completed via GMS
- Completed courses will be stored in your GMS Record

Safeguarding Awareness – Continued..

- Navigation of GMS to your on-line Safeguarding Course

Registering on GMS

- Follow the link below to go to the Course Booking Page in GMS
 - [GMS Course Administration Centre](#)
- Sign in to GMS
- Click “Add to Bucket”
- Click “View Bucket”

The screenshot displays the GMS Course Administration Centre interface. At the top, there is a header with the text "eLearning: Introduction to Safeguarding" and a small red rose icon. Below the header, there is a "Back" button. The main content area is divided into three sections: "View Basket", "Tickets", and "Details".

- View Basket:** A button with a red border and a small red circle containing the number "0".
- Tickets:** A section with a dropdown arrow and the text "Select Person" and "Price: £0.00".
- Details:** A section with the heading "Details" and sub-sections "Description" and "Pre-Requisites".

Two blue arrows point from the text in the list on the left to the "View Basket" button and the "Add to Bucket" button (which is not explicitly labeled but is the button with the shopping cart icon in the Tickets section).

Finalising your order

- Click “Accept Terms and Conditions”
- Click “Checkout”

The screenshot displays the checkout interface for an eLearning course. The main page features the course title "eLearning: Introduction to Safeguarding" and a "View Basket" button with a red notification icon. Below this, there is a "Select Person" dropdown menu and a "Tickets" section showing a "Standard Price" of £0.00. A "Basket" modal is overlaid on the right, showing a "Basket Total" of £0.00. The modal includes a red warning box for "Update Waivers" with the text "I have read, consented and agreed to the following:" and a checked checkbox for "GMS Terms and Conditions of Use". The modal also shows a table with one item: "MSM R" with a quantity of 1, a "Standard Price" of £0.00, and an "Item Price" of £0.00. The "Checkout" button in the modal is highlighted with a red box and a blue arrow.

Finalising Order

- Click “Finish”
- Click on “User Menu”

The screenshot shows a web page with a dark header banner. On the left of the banner is a red rose logo in a white circle, followed by the text 'Order Success'. On the right side of the banner, there are two buttons: 'View Receipt' and 'Finish'. The 'Finish' button is highlighted with a red border. A blue arrow points from the 'Finish' button in the list to the 'Finish' button on the page. Another blue arrow points from the 'User Menu' in the list to a user profile icon in the top right corner of the page. Below the banner is a 'Details' section containing a success message, a payment reference, and a payment summary table.

Order Success

[View Receipt](#) [Finish](#)


Details

Your order has been completed successfully.

PAYMENT REFERENCE
#LCAC-M-956490

Please keep a note of your payment reference.

Payment Summary	
PAYMENT DATE	13/08/2020
PAYMENT TIME	10:50

 Standard Price	QUANTITY:	1
	PRICE:	

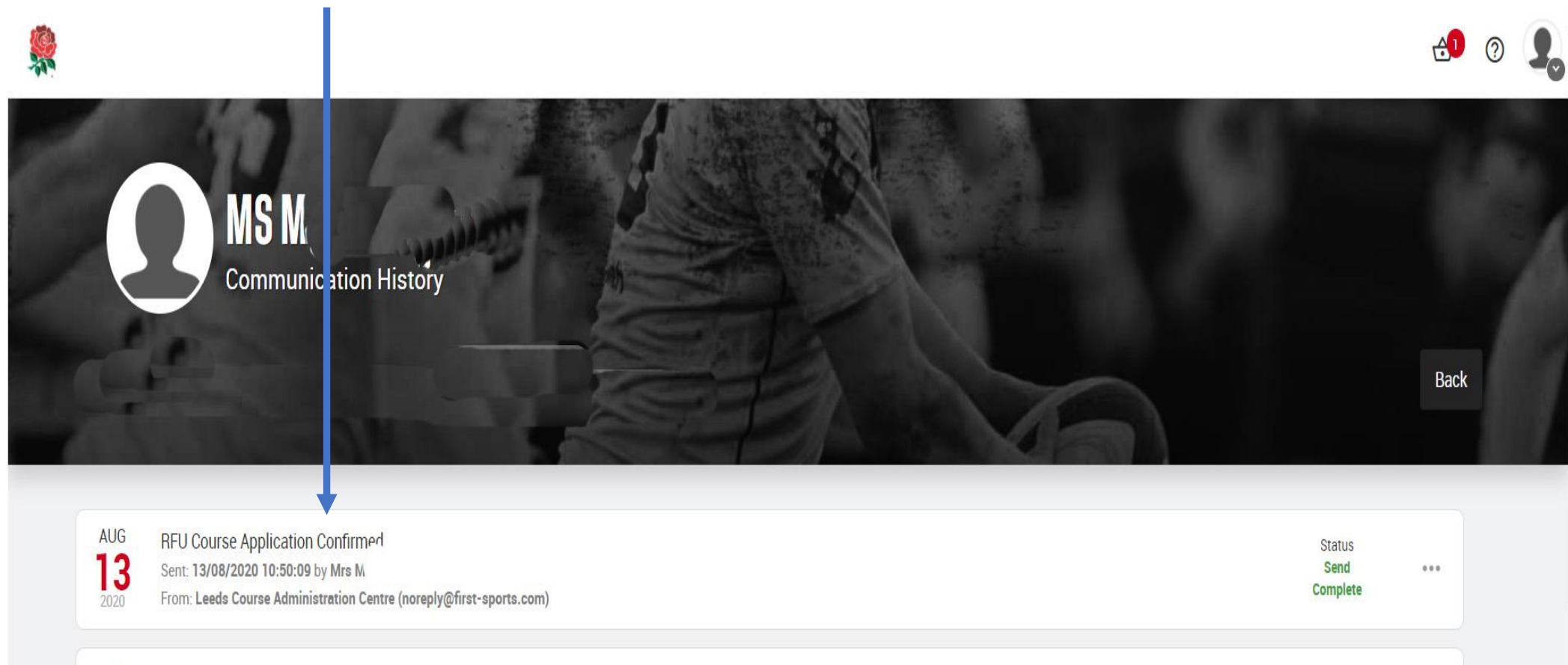
Accessing Course

- Click on “Communication History”

The screenshot displays the Leeds Course Administration Centre interface. At the top left is the RFU logo. The main header features the Leeds Rose logo and the text "Leeds Course Administration Centre" with an "RFU ID:" field below it. A user profile dropdown is visible, showing "MS M. R.". The top right navigation panel includes a "Sign Out" button and a list of menu items: Dashboard, Details, Roles, Organisations, Qualifications, Family, Credentials, Communication, Communication History, Product Orders, and Memberships. A blue arrow points from the "Communication History" menu item to the "Communication History" link in the main content area. Below the navigation panel, there are three main content cards: "Select Person" (with a dropdown arrow and a question mark icon), "Find A Course" (with a photo of a rugby player and the text "You can find courses in a variety of activities from participating in lessons to achieving"), and "Find an event" (with a photo of a ticket and the text "Find an event happening near you.").

Open Message

- Open your message



The screenshot displays an email interface. At the top left is a red rose icon. In the top right corner, there are icons for a shield with a red '1', a question mark, and a person silhouette. The main header area features a dark background with a white profile icon and the text 'MS M' and 'Communication History'. A blue arrow points from the top of the message list down to the first message. The message itself is from 'MS M' and is titled 'RFU Course Application Confirmed'. The message content includes the date 'AUG 13 2020', the subject 'RFU Course Application Confirmed', the sender 'Sent: 13/08/2020 10:50:09 by Mrs M', and the recipient 'From: Leeds Course Administration Centre (noreply@first-sports.com)'. On the right side of the message, there is a 'Status' section with 'Send' and 'Complete' buttons, and a three-dot menu icon. A 'Back' button is visible in the bottom right corner of the header area.

Go to Course

- Click on the Link to go to the Course and complete, answering the 10 questions at the end.



Dear MS,

Everyone working in rugby union who is providing supervised or unsupervised instruction needs a basic understanding of what safeguarding and protecting children and young people means.

They need to understand their responsibilities, recognise the signs of abuse and be aware of the reporting procedures. This eLearning course aims to support everyone working with children and young people in rugby union in England to better understand these principles to ensure we provide a safe, enjoyable rugby experience for all participants.

[Click here to access the course](#)

Kind Regards,

RFU Course Administration

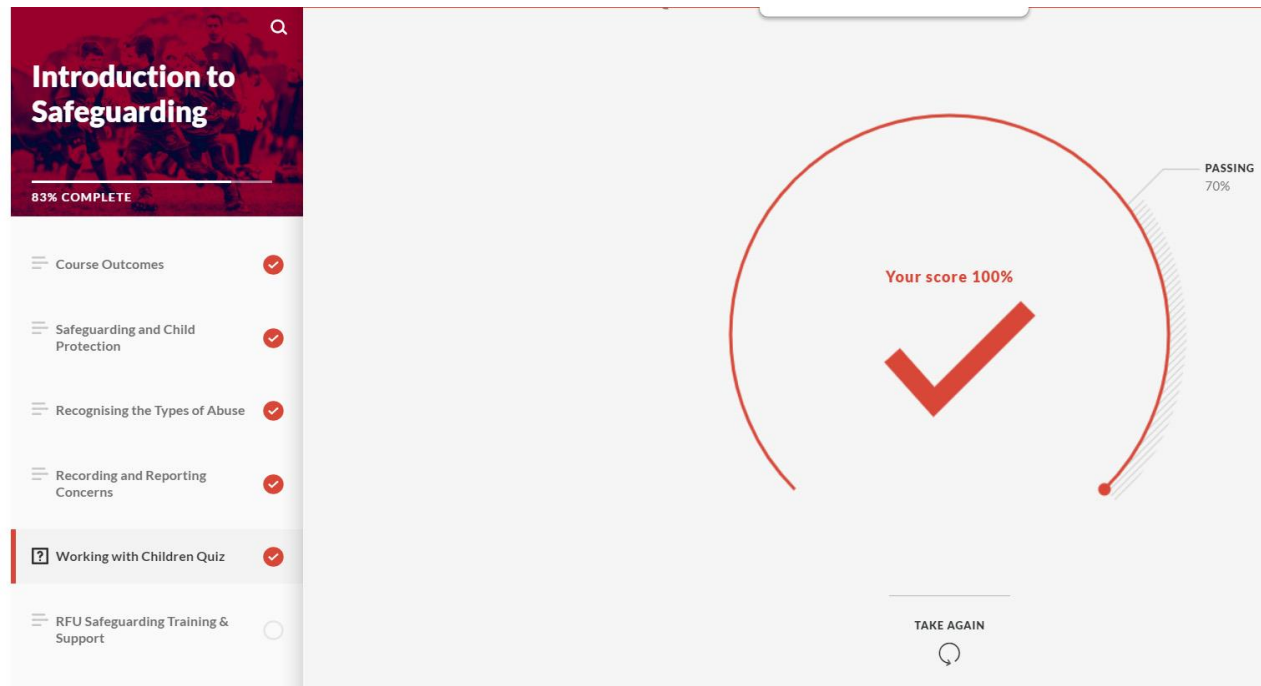
Start and complete the Course



The RFU is committed to providing the best possible experience for all children playing rugby union in England and ensuring that they feel safe and are protected from any form of harm, discrimination or

Your Result

- This will appear in your GMS Training Record in a couple of weeks
- Let Steve Barr know you have taken and passed the course



Step Two - DBS Application

Ideally, if you are associated to a club, please apply through your club safeguarding officer.

If not, then apply through Lee Dawson at the Society (See contact Info).


Each application must be in person with either their passport (or photo), driving licence and at least two other identification documents (with proof of address) such as - utility bill, council tax bill, bank statement, marriage certificate, etc.

If you were born outside of the UK and are not a UK citizen, extra checks need may need doing, including from the Republic of Ireland. Your DBS checker can guide you through however.



Disclosure &
Barring Service

DBS Checks in Sport – Working with Children



[https://assets.publishing.service.gov.uk/government/uploads/system/uploads/attachment_data/file/758272/ENGLISH
- DBS Checks in Sports - Working with Children LATEST.pdf](https://assets.publishing.service.gov.uk/government/uploads/system/uploads/attachment_data/file/758272/ENGLISH_-_DBS_Checks_in_Sports_-_Working_with_Children_LATEST.pdf)

Contact Information

If you have any further questions or any safeguarding concerns, in the first instance please contact Lee Dawson below.

If you would like to report an incident or matter direct to the RFU, then please contact Kath Bennett

If you have a query with DBS that cannot be resolved through Lee Dawson, then please contact Chris Rawlings

SRUSR and Staffordshire RU Manager Lee Dawson l.dawsonsrfusafeguarding@gmail.com

RFU Case Officer Kath Bennett KathBennett@rfu.com

DBS Manager Chris Rawlings ChrisRawlings@rfu.com